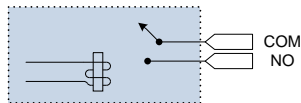


# WDT284 IO Circuit Detail

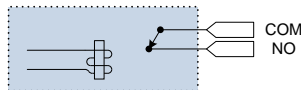
## Output

### Mode 1

Relay Open

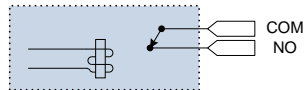


Relay Closed if timeout occurs



### Mode 2

Relay Closed



Relay Open if timeout occurs

